

WoMaster

Quick Installation Guide

Industrial 5-port Unmanaged Ethernet Switch DS105

www.womaster.eu

• Overview

DS105 is a cost effective industrial 5-port Ethernet switch for industrial Ethernet connection. The rugged design can stand for harsh environment and wide temperature (from -40 to 75°C) use. Ultra low power design consumes less than 1W during full traffic. The compact size can fit in for space limited installation such as vehicle wall-mounting or Din-mount for cabinets. Micro USB DC 5V power input is flexible for installation.

• Package Checklist

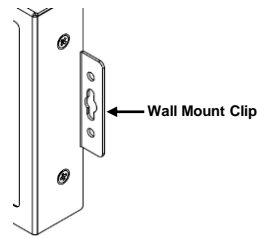
- ✓ 1 x Product Unit
- ✓ 1 x 3-pin Removable Terminal Connector
- ✓ 1 x DIN Bracket set
- ✓ 1 x Quick Installation Guide

Optional Accessory (for detailed information please refer to the Datasheet)

• Installation

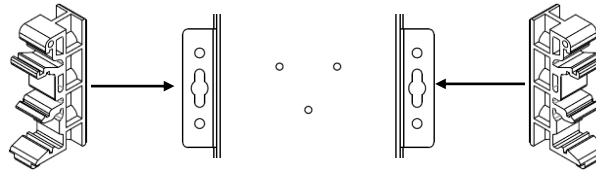
Wall mount

Two wall mounting plates are installed at the left and right side of the switch. Use the two hook holes at the corners of each wall mounting plate or the middle hole to hang the switch on the wall then they screw tightly.



DIN Rail mount

Attach the DIN Rail Clip to the two wall mount plates. The DIN Rail should comply with DIN EN50022 standard. Using wrong DIN rail may cause unsafe installation.

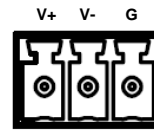


Power Input (Terminal Block or Micro USB)

Terminal Block

- 1) Insert the positive and negative wires into the V+, V- and G contact on the terminal block connector.
- 2) Tighten the wire-clamp screws.
- 3) Connect the power wires to suitable DC Switching type power supply.

USB POWER INPUT
5 VDC



DC 5 ~ 30V



**** Caution:** Do not connect the power supply before and after wiring to avoid damage or electric shock.

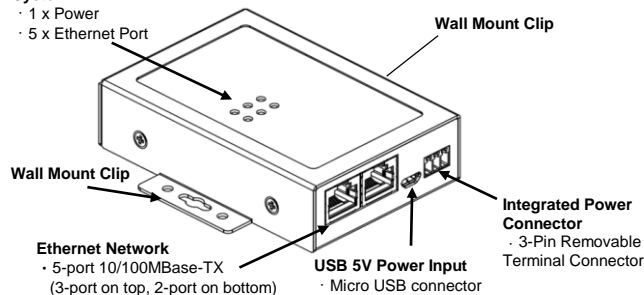
**** Note:** It is supported with Redundant power design: 5~30V/USB 5V

• Appearance

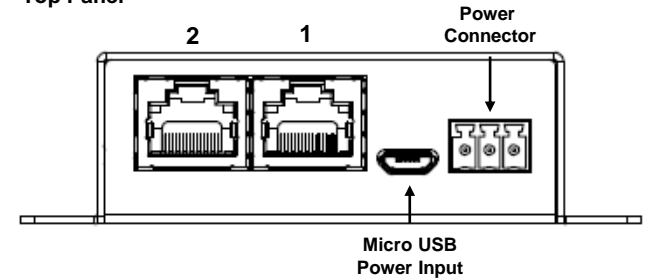
DS105

System LED

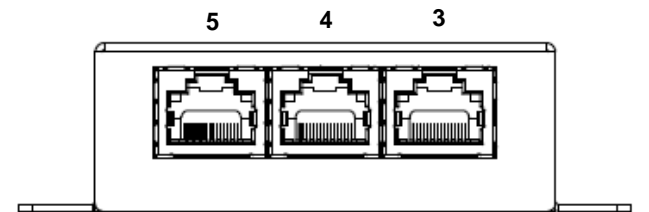
- 1 x Power
- 5 x Ethernet Port



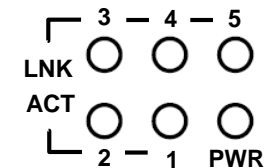
Top Panel



Bottom Panel



• LED Indicator



LED	Status	Description
PWR	Green On	DC-IN Power is On
	Off	No Power in DC-IN
Ethernet Port (Port 1~5)	Green On	Links established
	Green Blinking	Packets transmitting/receiving
	Off	Link is inactive

• Safety Precautions

- Turn off DC power input source before connecting the DC Power supply module to the terminal block connectors. Do not turn-on the source of DC power module and make sure all connections were well established, then power on the DC source to powering the Switch device.
- Never install or work on/with the equipment or the cabling during the period of lightning activity.

· Support

At WoMaster, you can use the online service forms to **request the support**. The submitted forms are stored in server for WoMaster team member to assign tasks and monitor the status of your service. Please feel free to write to help@womaster.eu if you encounter any problems.

· Warranty

5-year Global warranties are available for WoMaster products assuring our customers that the products shall remain free from defects in workmanship or materials and conform in all material respects to WoMaster specifications, or Purchaser's supplied and accepted specifications. The warranty is limited to the repair and/or replacement, at WoMaster' sole discretion, of the defective product during its warranty period. The customer must obtain a **Return Merchandise Authorization (RMA)** approval code prior to returning the defective Product to WoMaster for service. The customer agrees to prepay shipping charges, to use the original shipping container or equivalent, and to insure the Product or assume the risk of loss or damage in transit. Repaired or replaced products are warranted for ninety (90) days from the date of repair or replacement, or for the remainder of the original product's warranty period, whichever is longer.

· Disclaimer

WoMaster reserves the right to make changes to this QIG or to the product hardware at any time without notice. It is the user's responsibility to determine whether there have been any such updates or amendments herein.

Defects, malfunctions, or failures of the warranted Product(s) caused by damage resulting from unforeseeable incidents (such as lightings, floods, fire, etc.), environmental and atmospheric disturbances, other external forces such as power line disturbances and surge, host computer malfunction and virus, incorrect power input, or incorrect cabling, incorrect grounding and damages caused by misuse, abuse and unauthorized alteration or repair are not warranted.