




### Feature

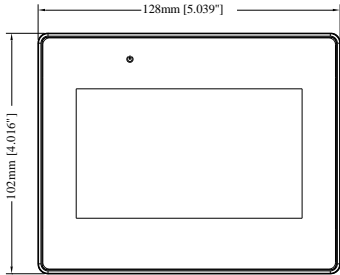
- 4.3" 800 x 480 Wide Viewing Angle LCD , LED Backlight
- Quad-core CPU with High Performance Dedicated 3D Processor
- Fan-less Cooling System
- Built-in 4GB Flash Memory and RTC
- COM1 / COM3 RS-485 2W supports MPI 187.5K, please use one at a time.
- Built-in Power Isolator
- NEMA4 / IP66 Compliant Front Panel

<b>Display</b>	Display	4.3" Wide Viewing Angle (WVA)
	Resolution	800 x 480
	Brightness (cd/m <sup>2</sup> )	530
	Contrast Ratio	800:1
	Backlight Type	LED
	Backlight Life Time	>30,000 hrs.
	Colors	16.7M
	LCD Viewing Angle (T/B/R/L)	80/80/80/80
	Pixel Pitch (mm)	0.1188 (H) x 0.1122 (V)
<b>Touch Panel</b>	Type	4-wire Resistive Type
	Accuracy	Active Area Length(X)±2%, Width(Y)±2%
<b>Memory</b>	Flash	4 GB
	RAM	512 MB
<b>Processor</b>		Quad-core RISC
<b>I/O Port</b>	SD Card Slot	N/A
	USB Host	USB 2.0 x 1
	USB Client	N/A
	Ethernet	LAN 1: 10/100/1000 Base-T x 1 LAN 2: 10/100 Base-T x 1
	COM Port	COM1: RS-232/RS-485 2W/4W, COM3: RS-485 2W
	RS-485 Dual Isolation	N/A
	CAN Bus	N/A
	HDMI	N/A
Audio Output	N/A	
<b>RTC</b>		Built-in
<b>Power</b>	Input Power	24±20%VDC
	Power Isolation	Built-in
	Power Consumption	510mA@24VDC
	Voltage Resistance	500VAC (1 min.)
	Isolation Resistance	Exceed 50MΩ at 500VDC
<b>Specification</b>	PCB Coating	Yes
	Enclosure	Plastic
	Dimensions WxHxD	128 x 102 x 32 mm
	Panel Cutout	119 x 93 mm
	Weight	Approx. 0.27 kg
	Mount	Panel mount
<b>Environment</b>	Protection Structure	NEMA4 / IP66 Compliant Front Panel
	Storage Temperature	-20° ~ 60°C (-4° ~ 140°F)
	Operating Temperature	0° ~ 50°C (32° ~ 122°F)
	Relative Humidity	10% ~ 90% (non-condensing)
	Vibration Endurance	10 to 25Hz (X, Y, Z direction 2G 30 minutes)
<b>Certificate</b>	CE	CE marked
<b>Software</b>	EasyBuilder Pro	V6.09.01 or later versions
	Weincloud	EasyAccess 2.0 (Optional), Dashboard (Optional)
	CODESYS <sup>™</sup>	Optional

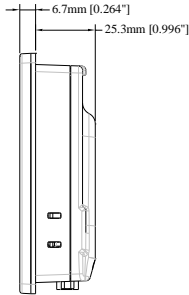
## Dimensions Drawing



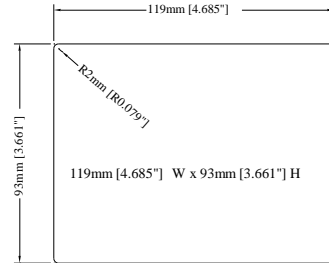
**Top View**



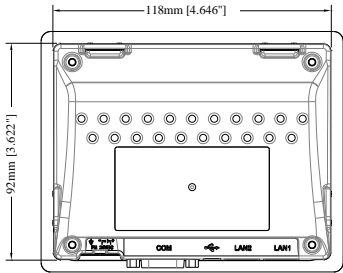
**Front View**



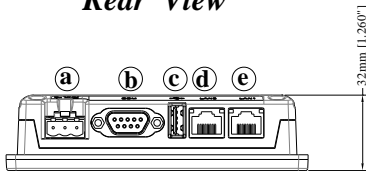
**Side View**



**Cutout Dimensions**



**Rear View**



**Bottom View**

**Pin Assignment:**  
 COM1: RS-232/RS-485 2W/4W  
 COM3: RS-485 2W  
 9 Pin, Male, D-sub

PIN#	COM1 [RS485]		COM1 [RS232]	COM3 [RS485]
	4W	2W	2W	2W
1	Rx-	Data-		
2	Rx+	Data+		
3	Tx-			
4	TX+			
5	GND			
6			TxD	
7				Data-
8				Data+
9			RxD	

a	Power Connector
b	COM1: RS-232/RS-485 2W/4W COM3: RS-485 2W
c	USB Host Port
d	LAN 2
e	LAN 1

### Ordering Information

**cMT2058XH:**  
 4.3" WVA LCD HMI, 4 GB flash memory / 512 MB DDR RAM on board.  
 Optional:  
 **RZACEA020:** EasyAccess 2.0 Activation Card